



SWAN ADMINISTRATORS' & DIRECTORS' QUARTERLY MEETING

Meeting Packet

June 1, 2023

10:00 A.M.



SWAN Administrators' & Directors' Quarterly Meeting

June 1, 2023

10:00 a.m. – 12:00 p.m.

Oak Brook Public Library

600 Oak Brook Road, Oak Brook, IL 60523

Meeting Room, or join the live stream of the meeting

Join Zoom Meeting

<https://swanlibraries-net.zoom.us/j/82234082998?pwd=a3ROSUx4dG9mbHhmNituSG1DZXILQT09>

Meeting ID: 822 3408 2998

Passcode: 806823

Agenda

1. Call to Order and Welcome
2. Public Comment
3. Introduction of New Library Directors
4. Action Item – Approval of the March 2, 2023 Quarterly meeting minutes (Exhibit pgs. 3-4)
5. Information Item—Board election results
6. Information Item—MessageBee project update
7. Information Item – Addison Public Library joining SWAN project update
8. Discussion Item—SWAN Decennial Act Statement and the cost-benefit analysis of membership in a library consortium (Exhibit pgs. 5-17)
9. Information Item – SWAN Expo August 18th
10. Announcements and Questions
11. Next meeting: September 7, 2023

Member Comment after each agenda item. The Quarterly Meeting will be live streamed via Zoom.

SWAN Administrators' Quarterly Meeting Minutes

March 1, 2023

10:00 a.m. – 12 p.m.

Oak Brook Public Library

600 Oak Brook Road Oak Brook, IL 60523

Meeting recording: <https://www.youtube.com/watch?v=2TxH42y8qZQ>

1. Call to Order and Welcome

President Bodewes called the meeting to order at 10:03 a.m. Bodewes, Blazek, Cottrill, Koll, Wassenaar were present to establish a board quorum.

2. Public Comment

No public comment.

3. Introduction of New Library Directors and Visitors

Leighton Shell, Director – Maywood Public Library District

Jason Stuhlmann, Executive Director – Warrenville Public Library District

Vickie Rakowski, Director – Forest Park Public Library

Maggie Thomann, Adult Department (voting delegate) – Glen Ellyn Public Library

Olivia Montolin – New SWAN Electronic Resources Consultant

Cynthia Romanowski – NEW SWAN Bibliographic Service Manager

4. Action Item – Approval of the December 1, 2022, Quarterly meeting minutes

Weseloh (West Chicago Public Library) motioned, seconded by Hovanec (LaGrange Public Library). Motion carried by unanimous voice vote.

5. Discussion Item – Board election 2023

Bodewes discussed the upcoming board election. Two seats are ending and the library directors can self-nominate through the end of April 28th.

6. Action Item – EBSCO group purchase renewal for 2023

Montolin gave an overview of the 4th year renewal for EBSCO, which included the databases, timeline, etc. Skog discussed the fee chart. A discussion ensued amongst the group regarding the 3% increase. Skog will send out a detailed spreadsheet (chart) for each library showing how the formula works with a total at the bottom. The pricing may change once SWAN receives the final invoice from RAILS.

7. Information Item – MessageBee project update

Brandwein gave an update on the MessageBee project, including the timeline.

8. Action Item – Approval of the fiscal year 2024 budget & membership fees

Koll (Acorn Public Library District) motioned, seconded by Musil (Tinley Park Public Library) that it be.

Voting results: 40 YES, 0 NO, 60 ABSENT, motion passed

9. Information Item- Aspen LiDA mobile app & SWAN evaluation for 2023

Wood discussed the mobile app (LiDA). SWAN will evaluate and decide if this is worth moving forward.

10. Information Item – Addison Public Library joining SWAN

The approval took place, along with a presentation given by Skog. The timeline for this project is shown as a chart in the packet.

11. Information Item – SWAN Online Learning update

Vela highlighted some of the online learning programs available through SWAN.

12. Announcements and Questions

Julie Milavec (Downers Grove Public Library) gave an overview of a house bill that speaks to all those challenges that have been happening in libraries. One of the main sponsors is Representative Anne Stava-Murray from Downers Grove. ILA will be coming out in support of this. There will be a Chicago Tribune article coming out on this soon.

13. Next Quarterly meeting June 1, 2023

Bodewes adjourned the meeting at 11:32 a.m.

Minutes Prepared by Ginny Blake

Respectfully Submitted,

Date: June 1, 2023
To: SWAN Membership
From: Aaron Skog, Executive Director
Re: SWAN Statement on Compliance with the Decennial
Committees on Local Government Efficiency Act



Compliance with the Decennial Committees on Local Government Efficiency Act

The new 2022 law will impact district libraries as defined in the Act, and it does not appear that SWAN will need to comply with the law as it is not a unit of local government that imposes a tax. I have included a statement from SWAN to be shared with public library districts in SWAN, of which within SWAN total 48.

The SWAN Board reviewed the written SWAN statement at the April 21, 2023 meeting. The board would like to expand the discussion on the cost-savings of SWAN membership for all 100 libraries, not just the 48 public library districts.

I have included in the June 1, 2023 SWAN Quarterly meeting packet some examples of library consortia templates used to convey the benefits of library consortia membership, along with the draft Decennial statement from SWAN. These examples were shared at the International Coalition of Library Consortia 2023 conference.

SWAN statement on Compliance with the Decennial Committee on Local Government Efficiency

Act, 50 ILCS 70/1 et seq. 50 ILCS 70/1 et seq. requires public library districts and other units of local government to form a committee to study local efficiencies

The new law requires library districts to issue a report within the guidelines set by the Act. It is recommended that as part of the report that district libraries list intergovernmental agreements and outline efficiencies and cost savings through participation.

SWAN is providing this information to member libraries to assist with their report, as SWAN is an agency of Illinois formed under the Intergovernmental Cooperation Act, and each member library has an approved [intergovernmental agreement](#) which effectively creates SWAN (known officially as System Wide Automate Network).

Library Districts in SWAN

Acorn Public Library District	LaGrange Park Public Library District
Alsip-Merrionette Park Public Library District	Matteson Area Public Library District
Batavia Public Library District	Maywood Public Library District
Bedford Park Public Library District	McCook Public Library District
Beecher Community Library District	Nancy L. McConathy Public Library District
Bensenville Community Public Library District	North Riverside Public Library District
Broadview Public Library District	Northlake Public Library District
Crestwood Public Library District	Prairie Trails Public Library District
Crete Public Library District	Richton Park Public Library District
Dolton Public Library District	River Grove Public Library District
Eisenhower Public Library District	Riverdale Public Library District
Frankfort Public Library District	Roselle Public Library District
Franklin Park Public Library District	Saint Charles Public Library District
Geneva Public Library District	Steger-South Chicago Heights Public Library District
Glenside Public Library District	Stickney-Forest View Public Library District
Glenwood-Lynwood Public Library District	Sugar Grove Public Library District
Grande Prairie Public Library District	Summit Public Library District
Green Hills Public Library District	Town and Country Public Library District
Harvey Public Library District	University Park Public Library District
Hodgkins Public Library District	Warrenville Public Library District
Homewood Public Library District	West Chicago Public Library District
Indian Prairie Public Library District	William Leonard Public Library District
Justice Public Library District	Wood Dale Public Library District
Kaneville Public Library District	Worth Public Library District

Report template & intergovernmental agreement with SWAN

RAILS has provided guidance on the steps required by libraries to comply with the law and has provided a template of the report to complete and that is available online, along with the overview of the law.

[Overview](#): FAQ Decennial Committees on Local Government Efficiency Act.

[Memo & Report template](#): Sample library report for compliance with Decennial Committees on Local Government Efficiency Act (Exhibit A).

The report template has a section for intergovernmental agreements, within which the library that is a member of SWAN should list. The section below is provided to assist libraries in completing the report. These are suggestions

VI. Intergovernmental Agreements We partner with or have Intergovernmental Agreements with the following other governments (list as many as you have):

Entity:

SWAN Library Services (System Wide Automation Network) is an Illinois Intergovernmental Instrumentality formed under Act 5 ILCS 220/1, entitled the "Intergovernmental Cooperation Act" to provide libraries a technology platform designed to bring library collections and registered residents into a network for ease of access and sharing.

Services Offered:

Technology: the most recent technology cost analysis conducted with library districts, participation in SWAN saves the library \$54,254 per year.¹ The analysis included library technology listed below.

- Library vendor annual maintenance
- Hosting/Software-as-a-service of Library Services Platform
- Enhanced Content Subscription
- Statewide library resource sharing platform annual subscription
- Catalog authority service updates
- EBSCO Novelist Select
- Online library cardholder authentication service
- Online library card sign- up
- Library mobile app
- Server software and hardware licensing
- Notice printing cost
- Patron notification via text messaging
- Patron notification via automated telephony
- Library personnel costs supporting above services

¹ Based on actual expenses for the libraries Roselle, Glenside, and Warrenville using the total expenses paid as a standalone and subtracting SWAN membership fee resulted in an average annual savings of \$54,254 after joining SWAN.

Shared library collection: The most important savings to a library participating in SWAN is through coordinated effort in providing Illinois residents access to books and other materials.

In a single year, [Your library] borrowed [insert Loan To (Borrowed) number] items through SWAN, which would have cost the Library [insert Cost Savings number] if the library instead purchased those materials for its collection.

Ease of access to libraries: Visits to neighboring libraries to borrow materials is simplified under the cooperation under SWAN.

[Your library] patrons visited neighboring public libraries in the SWAN network of libraries and checked out [insert number] of items in a single year.

Collection cost: The SWAN consortium of libraries through its collective effort has succeeded in building an online collection of 8 million items. The combined cost of the 100 library's collection is \$168.5 million.²

Library Metrics

Ease of access

Under the services offered, the ease of access to libraries could cite the activity of your library patrons acting as reciprocal borrowers at other SWAN member libraries. We have provided the check-out activity of your library patrons at other libraries in the chart below.

Library Codes	Name	Your library patron circulation in FY2022	Your library patron circulation activity as RB in FY2022	Percentage of your library checkout activity as reciprocal borrowers	Public Library Type
ADS	Acorn Public Library District	64,374	10,653	17%	District
AMS	Alsip-Merrionette Park Public Library District	48,553	4,017	8%	District
BBD	Bensenville Elementary School District #2 - Blackhawk Library	-	-		
BCS	Beecher Community Library District	22,479	5,907	26%	District
BDD	Bloomington Public Library	102,987	12,633	12%	
BFS	Brookfield Library	113,581	30,440	27%	

² The cost is based on item price within SWAN's shared collection, which totals \$165,538,541. Items with cost information \$1,000 or greater excluded as probable errors or non-circulating equipment. Items with no item price populated were included and calculated as \$0.

Library Codes	Name	Your library patron circulation in FY2022	Your library patron circulation activity as RB in FY2022	Percentage of your library checkout activity as reciprocal borrowers	Public Library Type
BIS	Blue Island Public Library	28,851	4,058	14%	
BJD	Bensenville Elementary School District #2 - WA Johnson Elementary School Library	-	-		
BKS	Berkeley Public Library	15,111	849	6%	
BLD	Batavia Public Library District	212,564	15,577	7%	District
BPS	Bedford Park Public Library District	1,377	71	5%	District
BRS	Broadview Public Library District	10,464	1,547	15%	District
BTD	Bensenville Elementary School District #2 - Tioga Elementary School Library	-	-		
BVD	Bensenville Community Public Library District	123,143	75,991	62%	District
BVS	Bridgeview Public Library	27,850	7,651	27%	
BWS	Bellwood Public Library	11,994	2,487	21%	
BYS	Berwyn Public Library	105,237	24,008	23%	
CAS	Calumet Park Public Library	1,143	592	52%	
CCS	Calumet City Public Library	18,396	3,559	19%	
CHS	Chicago Heights Public Library	17,042	7,928	47%	
CIS	Cicero Public Library	38,762	7,808	20%	
CNS	Clarendon Hills Public Library	69,985	18,375	26%	
CRS	Chicago Ridge Public Library	39,992	4,523	11%	
CSD	Carol Stream Public Library	175,769	23,105	13%	
CTS	Crete Public Library District	53,856	2,322	4%	District
CWS	Crestwood Public Library District	22,402	3,555	16%	District
DGS	Downers Grove Public Library	454,573	38,108	8%	
DGS_L	Downers Grove Public Library - Locker	-	-		
DOS	Dolton Public Library District	6,962	4,703	68%	District
EPS	Elmwood Park Public Library	69,631	4,753	7%	
ESS	Eisenhower Public Library District	82,883	584	1%	District
EVS	Evergreen Park Public Library	48,195	6,206	13%	
FMS	Flossmoor Public Library	47,939	4,507	9%	
FPD	Franklin Park Public Library District	38,145	1,121	3%	District
FPS	Forest Park Public Library	61,921	10,897	18%	
FRS	Frankfort Public Library District	146,974	9,659	7%	District

Library Codes	Name	Your library patron circulation in FY2022	Your library patron circulation activity as RB in FY2022	Percentage of your library checkout activity as reciprocal borrowers	Public Library Type
GED	Glen Ellyn Public Library	243,990	29,255	12%	
GED_D	Glen Ellyn Public Library - Drive Up Window	-	-		
GHS	Green Hills Public Library District	91,056	6,883	8%	District
GPS	Grande Prairie Public Library District	21,895	6,576	30%	District
GSD	Glenside Public Library District	117,575	8,411	7%	District
GVD	Geneva Public Library District	307,495	66,390	22%	District
GVD_D	Geneva Public Library District - Drive Up Window	-	-		District
GWS	Glenwood-Lynwood Public Library District	16,922	5,296	31%	District
HAS	Harvey Public Library District	5,637	3,309	59%	District
HDS	Hinsdale Public Library	144,278	10,436	7%	
HKS	Hodgkins Public Library District	8,421	1,206	14%	District
HSS	Hillside Public Library	15,117	1,732	11%	
HWS	Homewood Public Library District	83,628	11,211	13%	District
INS	Indian Prairie Public Library District	286,125	37,120	13%	District
INS_D	Indian Prairie Public Library District - Drive Up Windows	-	-		District
ITD	Itasca Community Library	46,055	1,054	2%	
JDS	Justice Public Library District	16,516	7,312	44%	District
KVD	Kaneville Public Library District	4,740	928	20%	District
LGS	LaGrange Park Public Library District	129,572	9,898	8%	District
LPS	La Grange Public Library	88,117	15,628	18%	
LSS	Lansing Public Library	51,594	2,203	4%	
LYS	Lyons Public Library	15,871	5,876	37%	
MAS	Morton Arboretum	1,091	-	0%	
MCS	McCook Public Library District	9,607	5,366	56%	District
MDS	Midlothian Public Library	21,453	3,011	14%	
MED	Messenger Public Library of North Aurora	82,169	6,107	7%	
MKS	Markham Public Library	6,617	5,197	79%	
MPS	Melrose Park Public Library	15,307	4,838	32%	
MTS	Matteson Area Public Library District	28,801	3,783	13%	District
MTS_L	Matteson Area Public Library District - Locker	-	-		District

Library Codes	Name	Your library patron circulation in FY2022	Your library patron circulation activity as RB in FY2022	Percentage of your library checkout activity as reciprocal borrowers	Public Library Type
MWS	Maywood Public Library District	9,413	4,697	50%	District
NLS	Northlake Public Library District	40,668	4,100	10%	District
NRS	North Riverside Public Library District	28,527	5,307	19%	District
NRS_L	North Riverside Public Library District - Locker	-	-		District
NUD	National University of Health Sciences	6,703	-	0%	
OBD	Oak Brook Public Library	45,716	4,842	11%	
OES	Oak Park Public Library - Dole Branch	-	-		
OLS	Oak Lawn Public Library	163,937	13,247	8%	
OPS	Oak Park Public Library	459,654	108,618	24%	
OPS_LI	Oak Park Public Library - Locker Inside	-	-		
OPS_LO	Oak Park Public Library - Locker Outside	-	-		
OZS	Oak Park Public Library - Maze Branch	1	-	0%	
PCS	Prairie State College	975	-	0%	
PFS	Park Forest Public Library	38,719	9,716	25%	
PHS	Palos Heights Public Library	60,800	5,245	9%	
PPS	Palos Park Public Library	23,905	2,870	12%	
PSS	University Park Public Library District	6,962	1,688	24%	District
PTS	Prairie Trails Public Library District	50,415	7,028	14%	District
RDS	Riverdale Public Library District	2,187	905	41%	District
RFS	River Forest Public Library	98,728	7,151	7%	
RGS	River Grove Public Library District	18,125	7,774	43%	District
ROD	Roselle Public Library District	85,326	6,106	7%	District
ROS	William Leonard Public Library District	1,632	1,612	99%	District
RPS	Richton Park Public Library District	16,275	6,119	38%	District
RSS	Riverside Public Library	72,152	11,738	16%	
SAS	Summit Public Library District	4,690	1,367	29%	District
SCD	St Charles Public Library District	404,040	80,933	20%	District
SCD_D	St Charles Public Library District - Drive Up Window	-	-		District
SFS	Stickney-Forest View Public Library District	17,725	1,963	11%	District
SGD	Sugar Grove Public Library District	79,724	11,428	14%	District

Library Codes	Name	Your library patron circulation in FY2022	Your library patron circulation activity as RB in FY2022	Percentage of your library checkout activity as reciprocal borrowers	Public Library Type
SHS	South Holland Public Library	32,916	1,090	3%	
SPS	Schiller Park Public Library	17,080	2,891	17%	
STS	Steger-South Chicago Heights Public Library District	16,599	6,191	37%	District
SVS	Nancy L. McConathy Public Library District	4,091	815	20%	District
SWS	SWAN headquarters	303	79	26%	
TBS	Tinley Park Public Library - Bookmobile	-	-		
TCD	Town and Country Public Library District	68,436	10,424	15%	District
TFS	Thomas Ford Memorial Library	141,569	12,782	9%	
THS	Thornton Public Library	5,423	1,128	21%	
TOD	Theosophical Society in America	1,277	-	0%	
TPS	Tinley Park Public Library	280,115	10,621	4%	
VPD	Villa Park Public Library	131,765	4,115	3%	
WCD	West Chicago Public Library District	80,230	13,656	17%	District
WCS	Westchester Public Library	49,814	9,178	18%	
WDD	Wood Dale Public Library District	35,318	5,453	15%	District
WMS	Westmont Public Library	136,325	27,486	20%	
WOS	Worth Public Library District	20,105	5,878	29%	District
WRS	Woodridge Public Library	220,182	8,539	4%	
WVD	Warrenville Public Library District	102,971	1,360	1%	District

Shared Library Collection

ILL activity could be cited in terms of a dollar figure in what it would cost to acquire that material to sufficiently supply requested material not held or unavailable to the library. We have used data from fiscal year 2020 as reported via IPLAR/IMLS public libraries.

Library District	Loan To (Borrowed) 2020	Loan From (Loaned) 2020	Number of items in collection 2023_03	Cost of collection (Sum Item Price)	Average Item Cost	Percentage of Consortium holdings	Percentage of collection Borrowed	Percentage of collection Loaned	Estimated cost savings of borrowing (*based on \$20 per item cost)
------------------	-------------------------	-------------------------	---------------------------------------	-------------------------------------	-------------------	-----------------------------------	-----------------------------------	---------------------------------	--

Acorn Public Library District	12219	10930	60,524	\$1,144,710.20	\$18.91	0.79%	20.19%	18.06%	\$244,380.00
Alsip-Merrionette Park Public Library District	22872	10356	100,746	\$1,883,537.24	\$18.70	1.31%	22.70%	10.28%	\$457,440.00
Batavia Public Library District	83841	79952	240,071	\$4,132,742.99	\$17.21	3.12%	34.92%	33.30%	\$1,676,820.00
Bedford Park Public Library District	4486	731	36,345	\$828,366.66	\$22.79	0.47%	12.34%	2.01%	\$89,720.00
Beecher Community Library District	2482	4284	27,662	\$589,417.87	\$21.31	0.36%	8.97%	15.49%	\$49,640.00
Bensenville Community Public Library District	12136	8058	63,897	\$1,322,146.18	\$20.69	0.83%	18.99%	12.61%	\$242,720.00
Broadview Public Library District	3677	1392	39,352	\$831,484.44	\$21.13	0.51%	9.34%	3.54%	\$73,540.00
Crestwood Public Library District	5252	3945	58,945	\$1,247,099.22	\$21.16	0.77%	8.91%	6.69%	\$105,040.00
Crete Public Library District	6529	10798	63,331	\$1,090,121.97	\$17.21	0.82%	10.31%	17.05%	\$130,580.00
Dolton Public Library District	2392	945	51,747	\$1,188,957.88	\$22.98	0.67%	4.62%	1.83%	\$47,840.00
Eisenhower Public Library District	35990	29291	164,334	\$3,881,197.23	\$23.62	2.13%	21.90%	17.82%	\$719,800.00
Frankfort Public Library District	16190	32723	101,078	\$2,214,617.71	\$21.91	1.31%	16.02%	32.37%	\$323,800.00
Franklin Park Public Library District	15076	5174	113,561	\$1,663,847.93	\$14.65	1.48%	13.28%	4.56%	\$301,520.00
Geneva Public Library District	21814	52550	120,584	\$2,076,192.43	\$17.22	1.57%	18.09%	43.58%	\$436,280.00
Glenside Public Library District	785	1381	103,419	\$2,121,856.83	\$20.52	1.34%	0.76%	1.34%	\$15,700.00
Glenwood-Lynwood Public Library District	4890	6238	54,871	\$1,152,463.34	\$21.00	0.71%	8.91%	11.37%	\$97,800.00
Grande Prairie Public Library District	7963	6266	65,975	\$1,506,269.43	\$22.83	0.86%	12.07%	9.50%	\$159,260.00
Green Hills Public Library District	125	82	68,286	\$1,498,556.43	\$21.95	0.89%	0.18%	0.12%	\$2,500.00
Harvey Public Library District	13800	11208	54,344	\$1,228,662.29	\$22.61	0.71%	25.39%	20.62%	\$276,000.00
Hodgkins Public Library District	2210	5871	30,097	\$606,263.19	\$20.14	0.39%	7.34%	19.51%	\$44,200.00
Homewood Public Library District	10347	19679	87,032	\$2,190,380.30	\$25.17	1.13%	11.89%	22.61%	\$206,940.00
Indian Prairie Public Library District	27010	38511	153,783	\$2,814,975.60	\$18.30	2.00%	17.56%	25.04%	\$540,200.00
Justice Public Library District	3417	1285	47,656	\$918,482.78	\$19.27	0.62%	7.17%	2.70%	\$68,340.00
Kaneville Public Library District	1243	736	16,821	\$217,202.82	\$12.91	0.22%	7.39%	4.38%	\$24,860.00
LaGrange Park Public Library District	13022	15377	55,933	\$1,265,906.99	\$22.63	0.73%	23.28%	27.49%	\$260,440.00
Matteson Area Public Library District	17693	6021	77,375	\$1,692,579.73	\$21.88	1.01%	22.87%	7.78%	\$353,860.00
Maywood Public Library District	6191	1173	43,021	\$756,071.54	\$17.57	0.56%	14.39%	2.73%	\$123,820.00
McCook Public Library District	4637	909	26,888	\$589,436.54	\$21.92	0.35%	17.25%	3.38%	\$92,740.00
Nancy L. McConathy Public Library District	2792	1474	38,655	\$867,459.07	\$22.44	0.50%	7.22%	3.81%	\$55,840.00
North Riverside Public Library District	6469	4877	47,482	\$1,003,072.41	\$21.13	0.62%	13.62%	10.27%	\$129,380.00
Northlake Public Library District	9382	7825	81,617	\$1,836,948.78	\$22.51	1.06%	11.50%	9.59%	\$187,640.00
Prairie Trails Public Library District	8238	8238	100,144	\$2,261,905.40	\$22.59	1.30%	8.23%	8.23%	\$164,760.00
Richton Park Public Library District	5112	2844	70,510	\$1,509,184.35	\$21.40	0.92%	7.25%	4.03%	\$102,240.00
River Grove Public Library District	4699	3069	20,681	\$399,058.09	\$19.30	0.27%	22.72%	14.84%	\$93,980.00
Riverdale Public Library District	1570	1492	21,235	\$438,983.58	\$20.67	0.28%	7.39%	7.03%	\$31,400.00
Roselle Public Library District	763	1572	98,817	\$2,207,507.54	\$22.34	1.28%	0.77%	1.59%	\$15,260.00

Saint Charles Public Library District	37343	42353	251,084	\$4,385,804.64	\$17.47	3.26%	14.87%	16.87%	\$746,860.00
Steger-South Chicago Heights Public Library District	4306	3071	31,253	\$671,674.81	\$21.49	0.41%	13.78%	9.83%	\$86,120.00
Stickney-Forest View Public Library District	3447	6347	36,941	\$807,574.25	\$21.86	0.48%	9.33%	17.18%	\$68,940.00
Sugar Grove Public Library District	14152	5414	61,122	\$1,280,000.63	\$20.94	0.79%	23.15%	8.86%	\$283,040.00
Summit Public Library District	3031	1006	50,500	\$894,324.72	\$17.71	0.66%	6.00%	1.99%	\$60,620.00
Town and Country Public Library District	10334	11328	56,936	\$1,252,956.68	\$22.01	0.74%	18.15%	19.90%	\$206,680.00
University Park Public Library District	1341	3216	33,011	\$636,873.86	\$19.29	0.43%	4.06%	9.74%	\$26,820.00
Warrenville Public Library District	369	1982	79,146	\$1,689,855.19	\$21.35	1.03%	0.47%	2.50%	\$7,380.00
West Chicago Public Library District	7141	11616	85,483	\$1,633,863.30	\$19.11	1.11%	8.35%	13.59%	\$142,820.00
William Leonard Public Library District	4768	159	14,927	\$369,893.09	\$24.78	0.19%	31.94%	1.07%	\$95,360.00
Wood Dale Public Library District	16520	5562	67,961	\$1,416,598.04	\$20.84	0.88%	24.31%	8.18%	\$330,400.00
Worth Public Library District	3052	3706	38,450	\$932,707.53	\$24.26	0.50%	7.94%	9.64%	\$61,040.00

DRAFT

THE LIBRARY CONSORTIUM

A library consortium is a group of libraries that works together to pool resources and coordinate activities so that each library gains more than any individual library could achieve on its own.

Library Consortia may focus on:



LICENSING

Libraries often save money through group licensing of resources and/or products.



SHARING RESOURCES

Sharing materials through interlibrary loan is one way to scale resources. Libraries also share expertise and staff time.



ADVOCACY

By combining efforts and coordinating activities to address library-related issues, library consortia have a stronger impact.



INFRASTRUCTURE

Examples of shared infrastructure include technology (e.g. a shared catalogue) and services (e.g. centralized invoicing)



SERVICES

Many services, like cross-library training, regional virtual chat, or shared institutional repositories, may be run consortially.



There are many benefits to library partnerships:

- **Lower costs** (e.g. on group licenses, savings on staff time when efforts are de-duplicated)
- **Increased impact** (e.g. through unified action)
- **Greater efficiency** (e.g. through centralized staffing, scaling infrastructure)
- **Shared expertise** (e.g. innovation through communities of practice)
- **Equity across a system** (e.g. when smaller, rural libraries can offer the same resources as larger, urban libraries)

A library consortium could consist of:

A SINGLE TYPE

e.g. Ontario Council of University Libraries (Canada)

MULTI-TYPE

e.g. Couperin includes a variety of institutions as members (France)

And may pursue:

A SINGLE PURPOSE

e.g. HathiTrust is focused on digital preservation (International)

MULTIPLE ACTIVITIES

e.g. OhioLINK offers a range of services (US)

A library consortium might be:





MAIN Member Services Return on Investment - 2021

The following return on investment (ROI) calculations intend to convey MAIN's commitment to cost-effective shared services: one of MAIN's founding principles. ROI calculations compare the costs associated with MAIN membership to the costs that would be incurred without MAIN's economies of scale. Please note that this document does not describe all of the costs involved in operating a modern library; only the specific services listed below.

Total Library Costs
without MAIN

\$12.1M

—

Total Library Costs
with MAIN

\$1.57M

=

Total Library
SAVINGS with MAIN

\$10.53M

Catalog & Integrated Library System



The Integrated Library System (ILS) is a unique, sophisticated database computer system which replaced traditional, physical library card catalogs in the 1980's. MAIN's ILS is a customized third-party product called Polaris.

- Staff members at the MAIN Office support, maintain, and train library staff members in the use of Polaris.
- The new Aspen discovery layer is how patrons interface with holdings.
- Catalogers create and maintain the bibliographic records that library staff then use to manage inventory.
- Third-party add-on software subscriptions include BrowseAloud, Content Cafe, and NoveList Select.

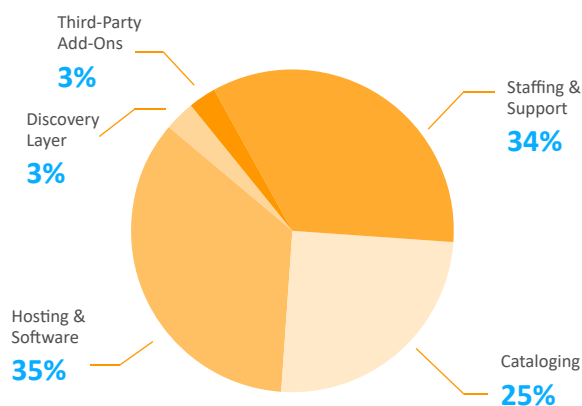
Total Library
ILS Costs
with MAIN

\$1.02M

Total Library
ILS Costs
without MAIN

\$8.49M

\$7.47M
SAVINGS



Digital Resources



Every year patrons become more accustomed to and comfortable with digital content; usage statistics support embracing this medium. An array of digital content is made available to all MAIN member library patrons:

- eBook and eAudiobook titles are available on the cloudLibrary and Tumblebooks platforms.
- eMagazines are housed on the PressReader platform.
- Mometrix is a standardized test prep platform.
- The new mobile app provides patrons and staff alike with another method for accessing library collections.

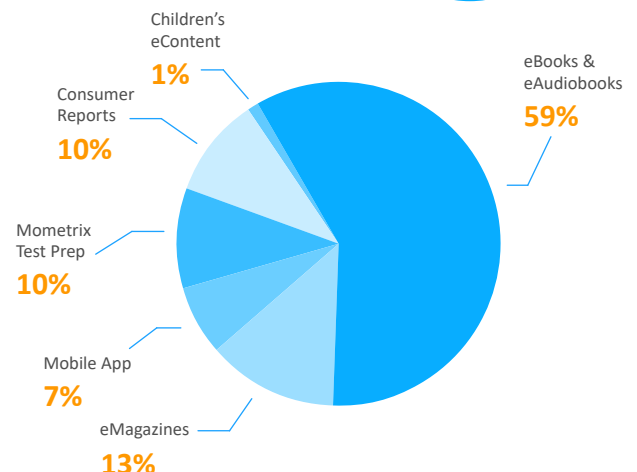
Total Library
Digital Costs
with MAIN

\$240K

Total Library
Digital Costs
without MAIN

\$1.89M

\$1.65M
SAVINGS



MAIN Member Services

Return on Investment - 2021

IT Technical Support



MAIN is dedicated to providing the best technical support possible and will attempt to provide at least advisory help with a myriad of kinds of technical problems. Support is typically provided for one of three different types of problems: hardware, software, or network.

- Routine or "**Level 1**" support issues include solving usage problems and fulfilling service desk requests.
- In-Depth or "**Level 2**" support may require specialized staff to trouble-shoot for longer periods of time.
- "**Level 3**" support problems are related to network infrastructure and is the most advanced, time-consuming support.

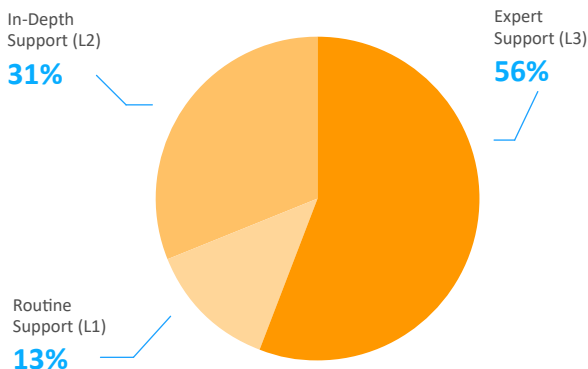
Total Library
ILS Costs
with MAIN

\$130K

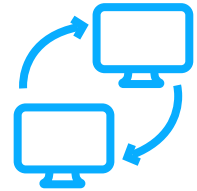
Total Library
ILS Costs
without MAIN

\$1.09M

\$960K
SAVINGS



Cooperative Purchasing



- All MAIN member libraries are invited to take advantage of purely optional cost-savings opportunities for different digital content subscriptions, computer hardware, software licenses, and continuing education events.
- Are you aware of an emerging type of hardware, software, or other technology that could be implemented in a public library setting?
- Is there a continuing education subject you would like to know more about? Ask your library director to contact the MAIN Office with details and it might be possible to negotiate a discount for all MAIN members.

Total Library
Digital Costs
with MAIN

\$185K

Total Library
Digital Costs
without MAIN

\$630K

\$445K
SAVINGS

