



Closing: How Our Consortium Helps to Balance Equity

SWAN Expo 2022

Illinois libraries created ILLINET in 1975

"My point is that one should not try to reach some kind of theoretical balance or fairness, but to **build a network that will provide, by its services and arrangement, the library activities that will satisfy each of the participants, although not necessarily in the same way.**"

Hugh Atkinson, "Atkinson on networks," *American Libraries*, 18, 433 (1987)



Hugh Atkinson, 1933 - 1986

Illinois resource sharing

- IMLS data on public libraries shows Illinois library lending collection items at highest levels of volume
- Illinois is 5th highest of the 50 states

#1. Ohio
10 million

#2. Wisconsin
8.5 million

#3. New York
7.1 million

#4. Massachusetts
6.4 million

#5. Illinois
6 million

U.S. State	2006	2007	2008	2009	2010	2011	2012	2013	2014	2015	2016	2017	2018	2019
CO	313,591	315,262	439,189	474,043	702,150	708,250	738,010	853,562	786,027	1,007,518	1,100,195	1,305,061	1,637,322	1,778,787
NJ	1,212,170	1,503,879	1,965,503	2,366,600	2,478,634	2,453,801	2,543,096	2,462,841	2,365,731	2,230,186	2,302,006	2,232,289	1,898,070	2,177,414
MI	2,649,334	3,147,313	3,204,579	3,422,261	3,519,195	3,146,516	3,006,217	2,919,186	2,740,279	2,730,477	2,670,945	2,707,316	2,720,160	2,750,593
CA	1,828,634	2,313,017	2,767,537	3,255,161	3,471,471	3,633,367	4,008,528	3,381,972	3,567,561	3,699,830	3,535,180	3,463,927	3,328,522	3,747,074
PA	2,492,628	2,918,359	3,524,048	4,041,674	3,833,007	3,919,284	4,337,381	4,289,689	4,436,687	4,614,458	4,645,184	4,727,952	4,649,272	4,893,436
IL	3,621,803	4,184,683	4,905,873	5,382,345	5,688,002	5,556,603	5,527,162	5,376,625	5,428,275	5,429,388	5,485,898	5,377,303	5,683,453	6,069,156
MA	4,416,290	4,978,890	5,391,439	6,011,296	6,333,652	6,513,501	6,634,449	6,588,258	6,677,783	6,279,940	6,399,309	6,202,878	6,360,738	6,431,156
NY	5,663,996	5,856,853	6,529,623	7,345,420	7,544,293	7,631,753	7,645,098	7,586,497	7,370,942	7,263,412	7,284,594	7,428,069	7,230,431	7,142,910
WI	6,231,779	7,053,495	7,917,015	8,706,759	9,110,015	9,116,959	9,357,868	9,203,957	8,996,078	8,751,187	8,630,434	8,723,541	8,620,532	8,549,054
OH	5,659,650	7,410,849	7,119,700	8,164,874	8,236,163	8,642,976	9,427,696	11,734,314	11,912,575	11,523,847	11,488,740	10,494,552	9,986,377	10,927,164

Interlibrary cooperation

ILLINET

Illinois Library and Information Network

- Statewide library alliance
 - Interlibrary lending code
 - Delivery service
 - Illinois regional library systems
 - Statewide catalog
 - Eventually WorldCat

“I don’t mind lending 100 books if I can borrow 10 books U. of I. patrons need. **Strict reciprocity is less important to me than satisfying patrons.**”

Hugh C Atkinson, American Libraries

Illinois library metrics

- Library statewide delivery
- Statewide WorldCat participation
 - Online access & retrieval
 - Collection data is high quality
- Huge participation within library consortium



Library consortia membership by Illinois public libraries is 86%

Illinois resource sharing consortium: Local Library System Automation Programs (LLSAP)	Illinois Public Libraries participating	Percentage of the Illinois Public Library Total
CCS	28	4%
Pinnacle Library Cooperative	6	1%
PrairieCat	102	16%
Rock River Library Cooperative	4	1%
Resource Sharing Alliance	94	15%
SHARE	209	34%
SWAN	95	15%
Total LLSAP	538	86%
Chicago Public Library	1	
Standalone public libraries	84	

Library service population

- Illinois has 623 public libraries
- 7 Illinois library consortia support 538 public libraries
- **57%** of the library service pop are within library consortium
- SWAN libraries serve **17%** of the Illinois library service pop at 1.9 million

Illinois Resource Sharing Consortium (LLSAP)	Service Population (2019)	Population %	Illinois Public Libraries listed in IMLS data
CCS	1,054,907	9%	28
Pinnacle	409,266	4%	6
PrairieCat	1,040,557	9%	102
RRLC	43,840	0%	4
RSA	728,732	6%	94
SHARE	1,445,129	12%	209
SWAN	1,950,629	17%	95
Total LLSAP	6,673,060	57%	538
Chicago Public Library	2,695,598	23%	1
Illinois standalone public libraries	2,319,109	20%	84
Illinois Library Service Pop Total	11,687,767	100%	623

RAILS Delivery

- Library consortia represent **86%** of the entire volume of items sent
- SWAN libraries are **26%** of the volume
- Volume in 2022 is **HIGHER** than 2019



Library Consortium Names	Library Consortium Counts in RAILS Delivery Counts	Total estimated items sent via library delivery: 2019	Total estimated items sent via library delivery: 2020	Total estimated items sent via library delivery: 2021	Total estimated items sent via library delivery: 2022	2019 as Percentage	2022 as a Percentage
CCS	28	48,563	47,868	44,808	45,975	10%	9%
I-SHARE	1	-	338	26	156	0.0%	0.0%
Pinnacle	6	6,911	6,034	56,561	6,433	1%	1%
PrairieCat	122	120,176	127,354	112,025	121,875	24%	24%
RRLC	4	4,274	4,800	4,265	4,415	0.9%	0.9%
RSA	119	116,394	134,533	119,142	124,982	23%	24%
SHARE	0	-	-	-	-	0%	0%
STANDALONE	218	68,103	76,851	66,545	73,389	14%	14%
SWAN	99	134,159	143,753	128,292	134,342	27%	26%
Total	597	498,580	541,532	531,664	511,567	100%	100%

Illinois library consortia lending is 93%

IMLS Public Library Data: Interlibrary "Loan To" counts	2019 ILL loans	2019 ILL percentage
Local Library System Automation Program: LLSAP		
CCS	740,306	12%
Pinnacle	327,075	5%
PrairieCat	751,036	12%
RRLC	5,491	0.1%
RSA	439,555	7%
SHARE	1,836,518	30%
SWAN	1,562,661	26%
Total LLSAP	5,662,642	93%
Chicago Public Library	7,108	0.1%
Standalone public libraries	399,406	7%
Illinois Total	6,069,156	100%

Illinois participation in WorldShare ILL

- 691 libraries in Illinois are members of OCLC
- Illinois libraries hold the top WorldShare ILL activity of all the States and territories
- Illinois libraries on WorldCat sent a request to lending libraries 50,725 times while around 235,000 requests were sent to them, which is a **1 to 5 ratio**

Illinois 691 OCLC members: Year total	Requests	Filled	Filled Loans	Filled Copy
2020	304,369	206,729	136,216	70,513
2021	339,920	287,464	204,683	82,781
2022 (end of June)	180,386	154,567	113,204	41,363

In summary



Illinois library consortia lending is **93%** of the entire state total

Library consortia represent **86%** of the entire volume of items sent via RAILS delivery

7 Illinois library consortia support **538** public libraries which is **86%** of the 623 total public libraries

57% of the library service pop are within library consortium

Library consortia build equity



US Census 2020	Illinois	Ohio
Total:	12,812,508	11,799,448
Population of one race:	11,667,524	11,118,076
White alone	7,868,227	9,080,688
Black or African American alone	1,808,271	1,478,781
American Indian and Alaska Native alone	96,498	30,720
Asian alone	754,878	298,509
Native Hawaiian and Other Pacific Islander alone	4,501	5,034
Some Other Race alone	1,135,149	224,344





	Federal Funding	State Funding	Local Funding	Other Funding
Illinois	0.3%	3.6%	90.9%	5.2%
Ohio	0%	44.6%	46.3%	9.0%





	Number of public libraries	Total funding annually	Amount per public library
Illinois	623	\$878,783,000	\$1,410,567
Ohio	251	\$918,327,000	\$3,658,673

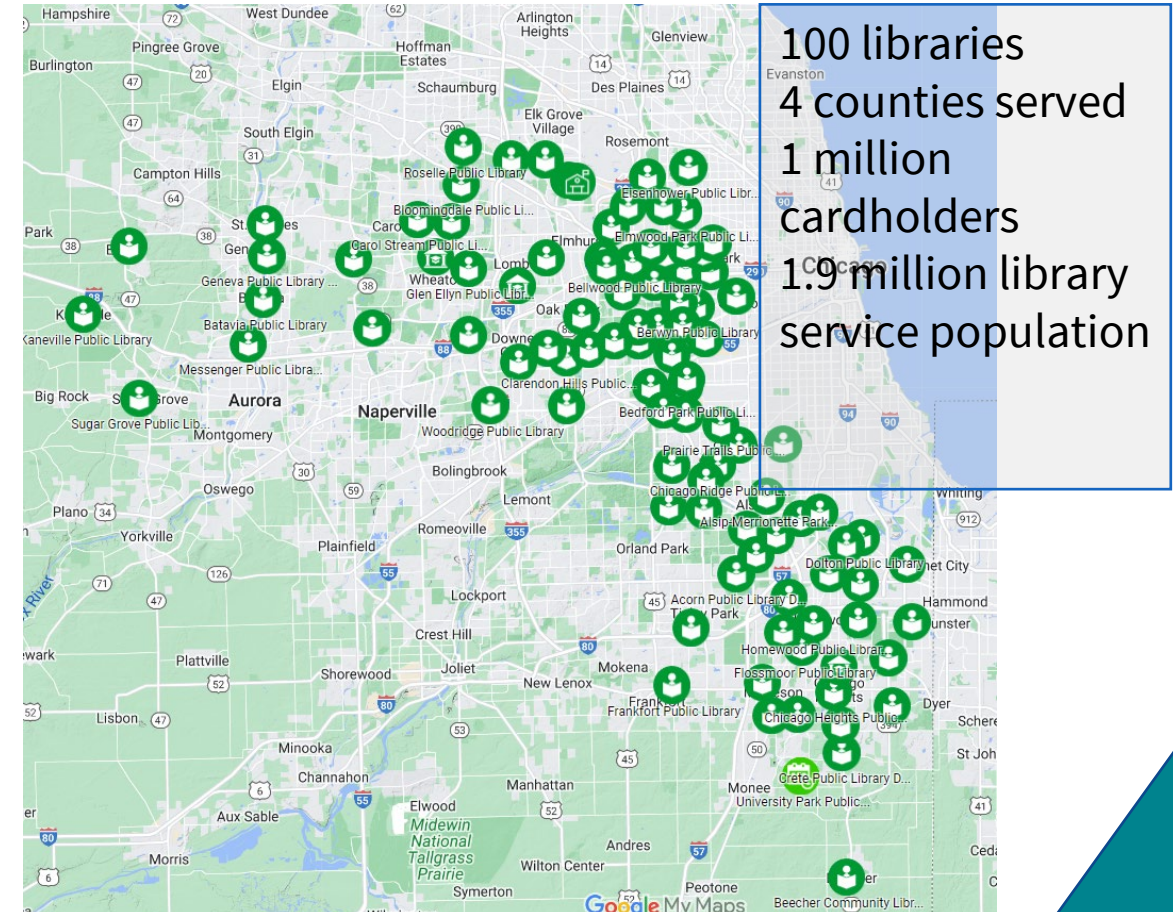


Ohio: Cuyahoga County Public Library District

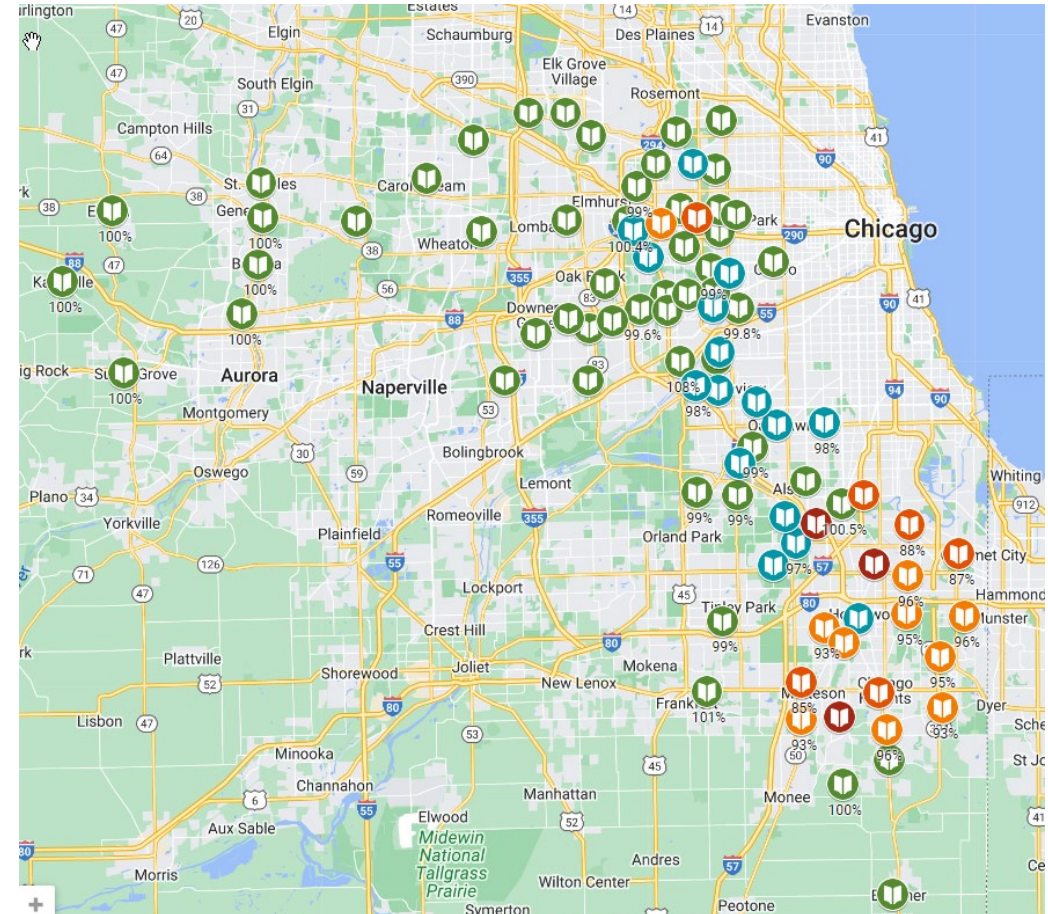


- 27 branches
- 47 communities served
- 9.4 million items borrowed
- 773,000 cardholders
- 2 million visitors

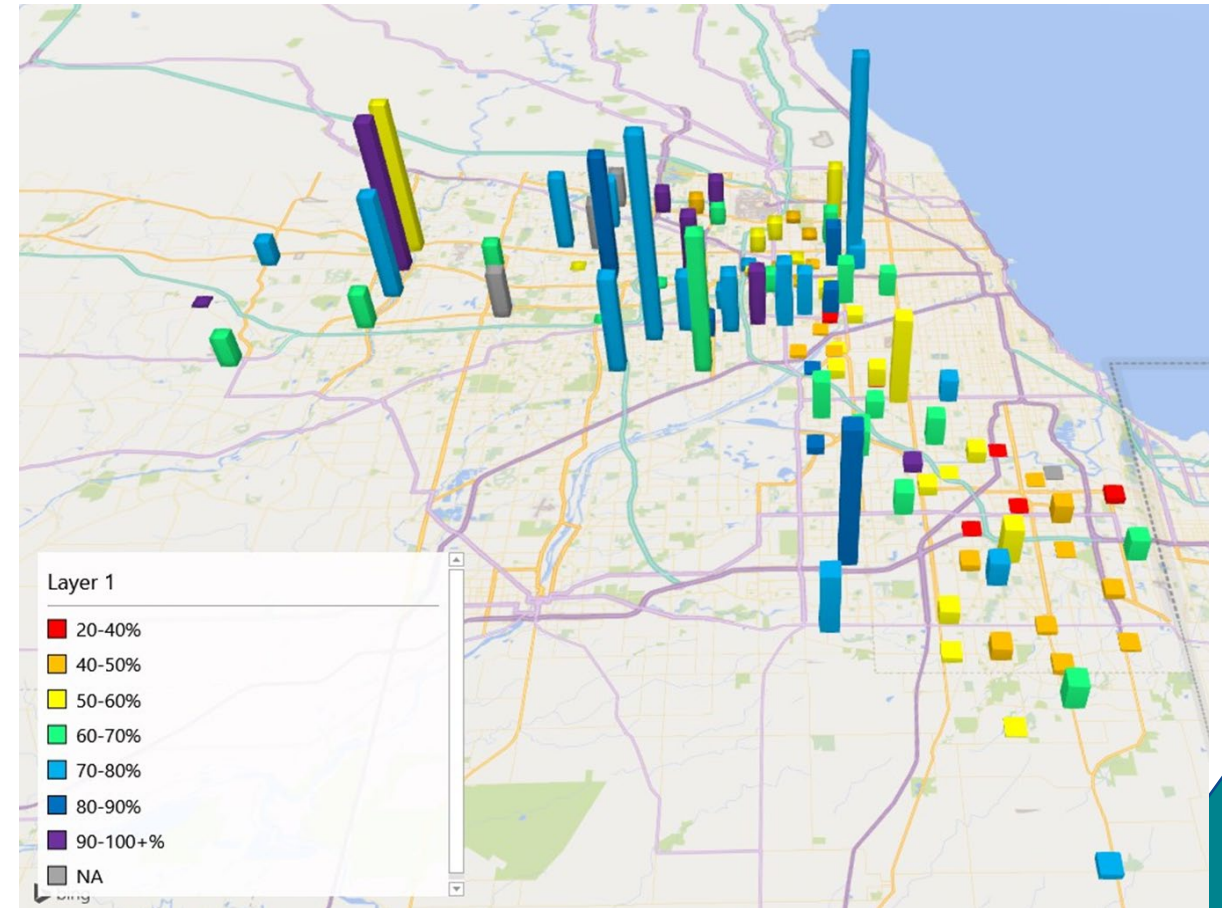
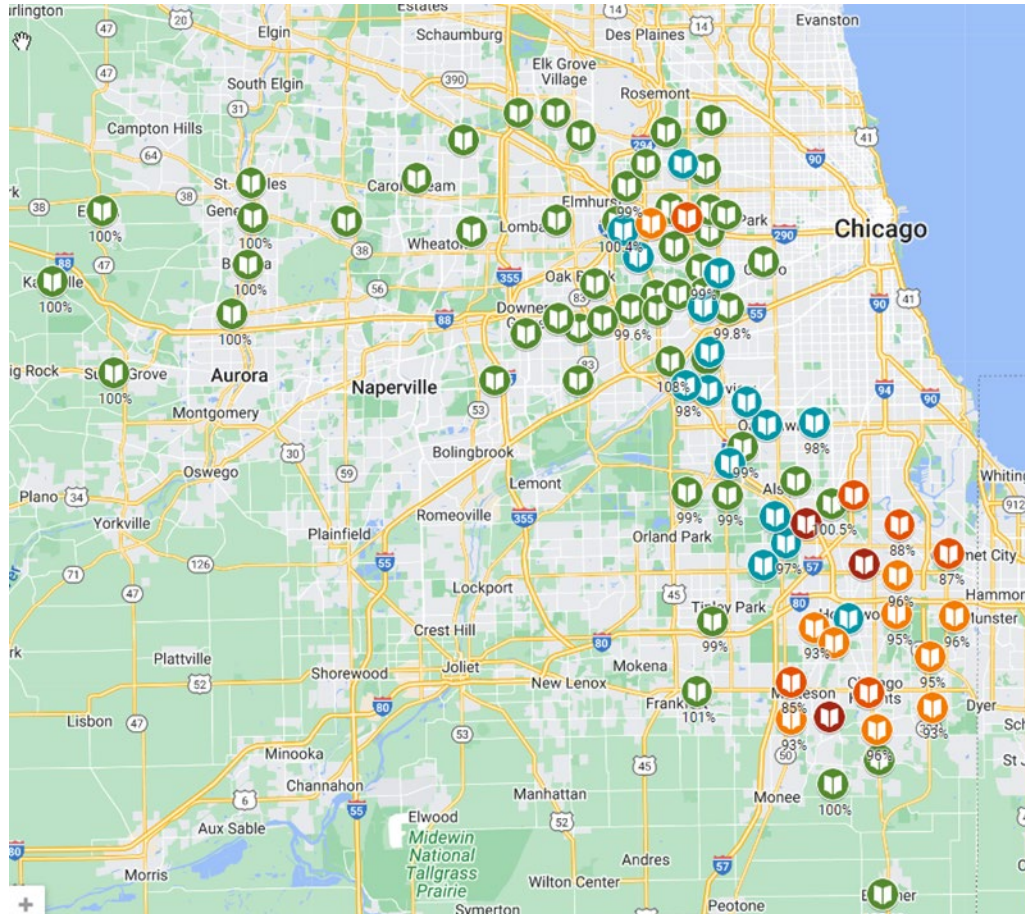
System Wide Automated Network Libraries



- Illinois public libraries rely on local tax dollar funding, with low funding support from SOS
- Library funding across SWAN, however, is uneven
- Tax collection data
 - 3 libraries receive less than 80%
 - 6 libraries receive less than 80-89%
 - 10 libraries less than 90-97%



Tax Collection and Pandemic Recovery Comparison



How can we help each other?

Illinois library consortia provide:

- A foundation
- Equitable access across a geographic region

“the library activities that will satisfy each of the participants, although not necessarily in the same way”